

Missouri Safe Routes to School Program



Safe Routes to School Project Implementation



The
PedNet
Coalition



Missouri Department
of
Transportation

Goal of this Training Module



This PowerPoint module focuses on various strategies for successful implementation of Safe Routes to School projects/programs.



Project Flowchart for Local Federal-Aid Projects

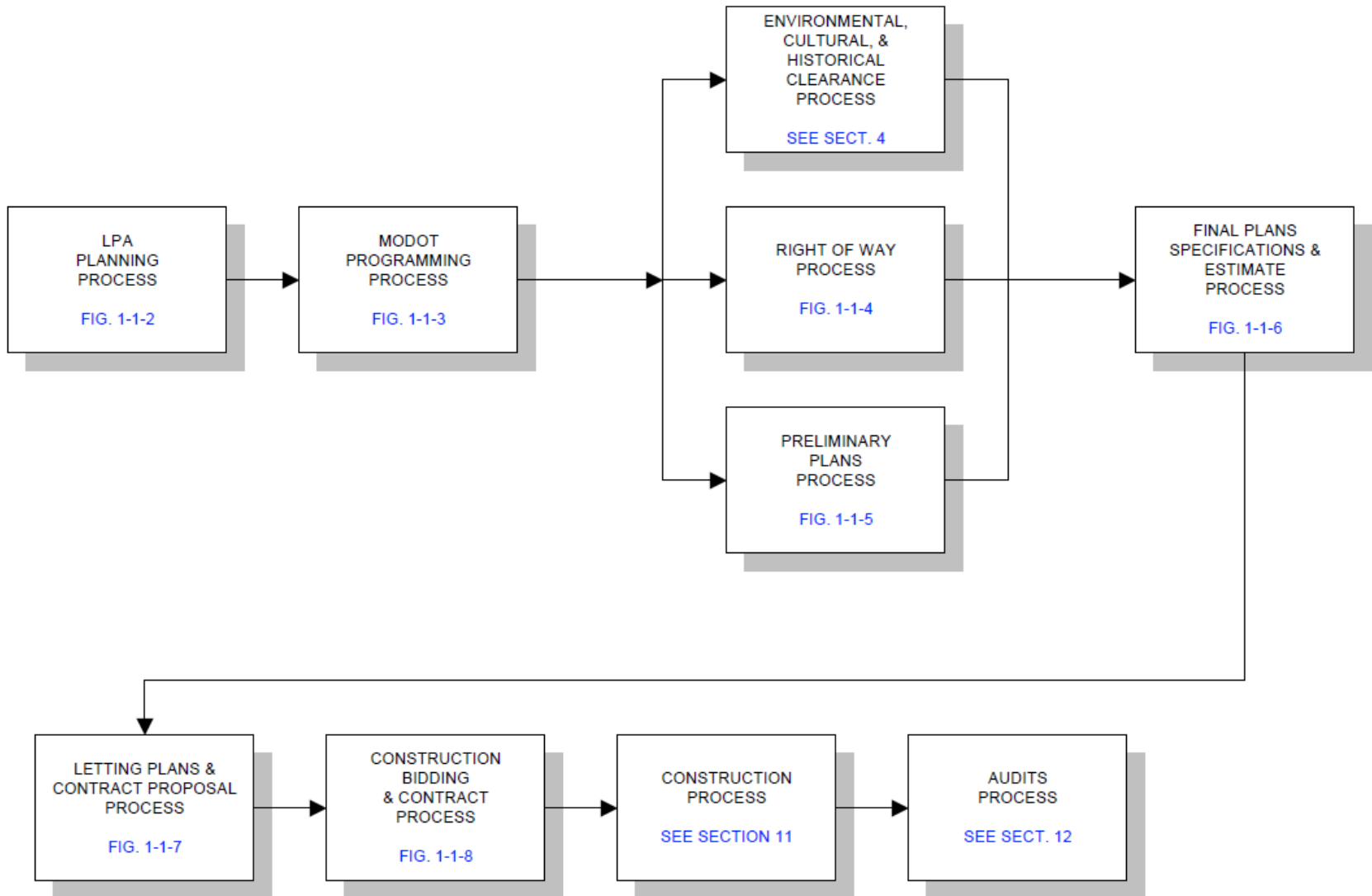
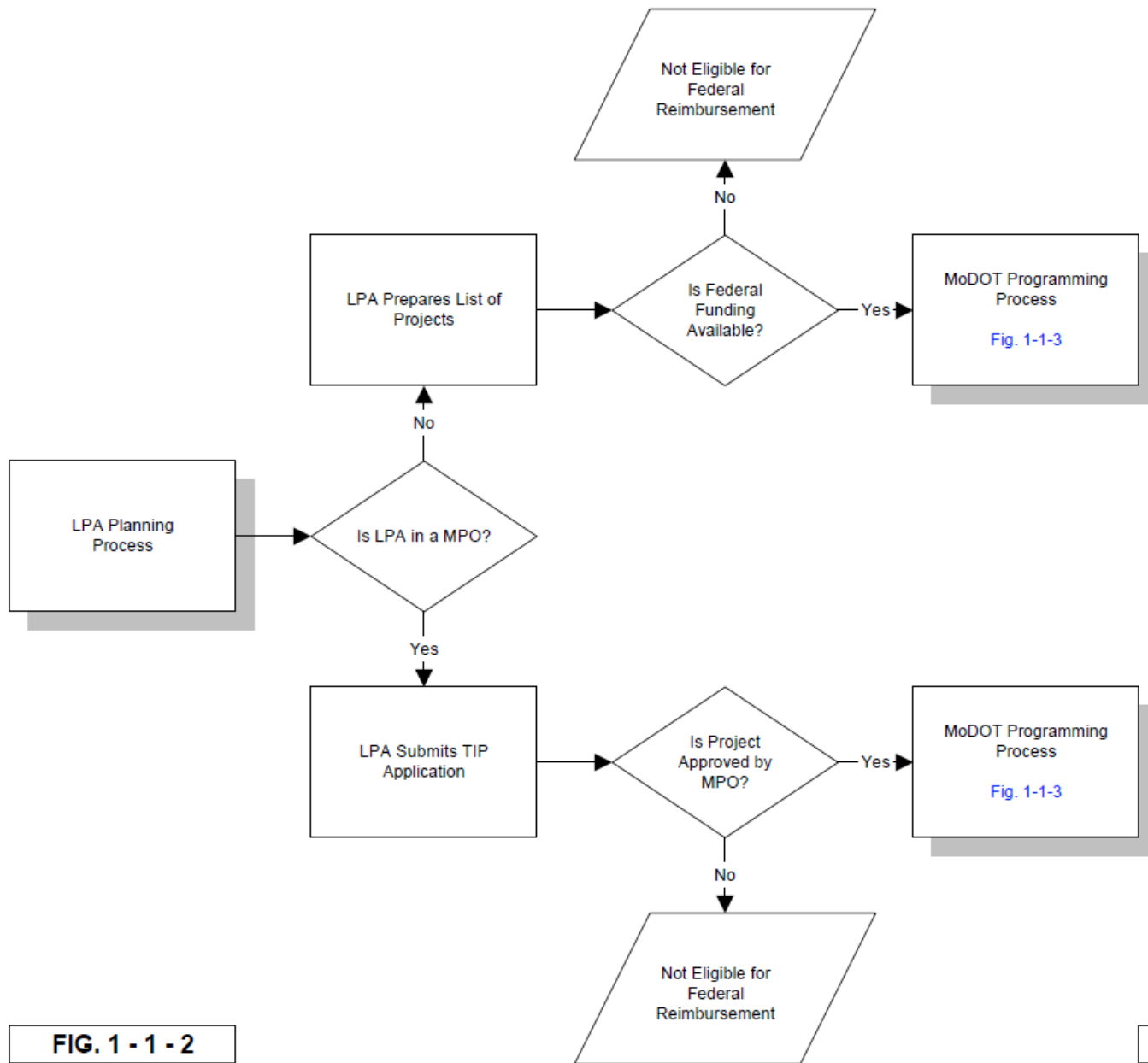


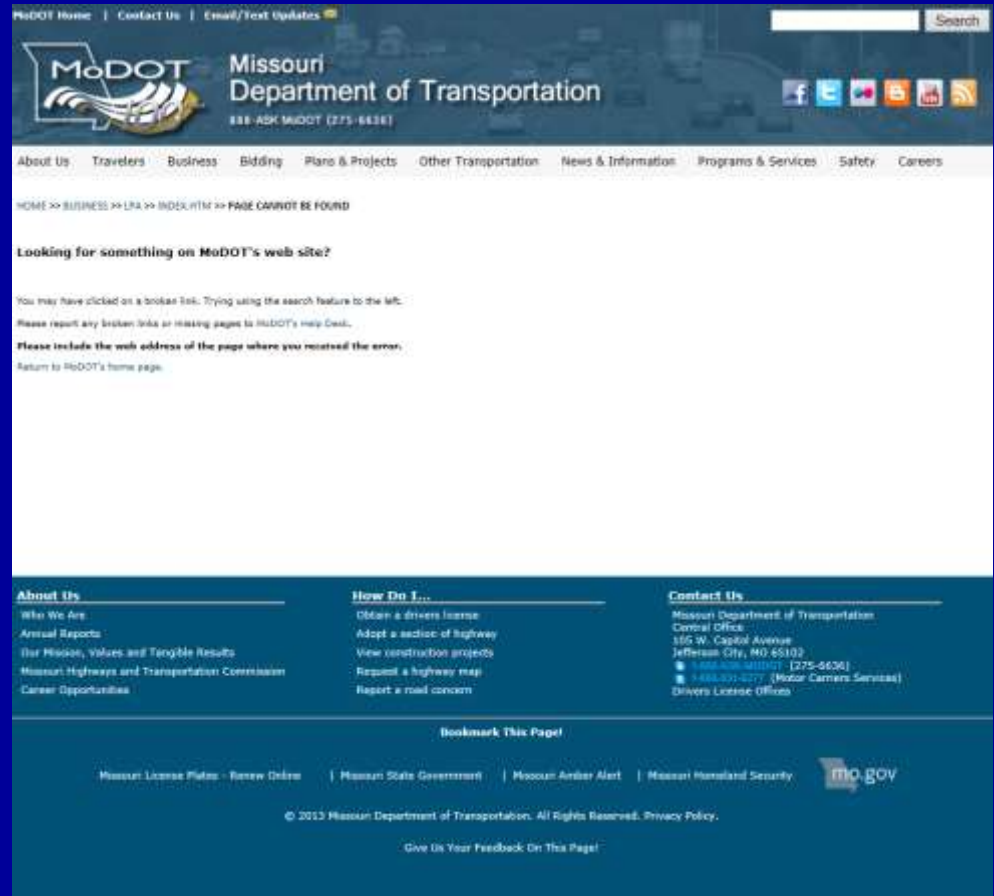
FIG. 1 - 1 - 1

LPA Planning Process



Timeline

Using the Timeline & Milestones table you included in your project and various downloadable project management & evaluation documents from the MoDOT SRTS website, you can drive your project scope of work, keep the project on track for time, keep costs under budget and successfully complete comprehensive infrastructure & non-infrastructure projects.



<http://contribute.modot.mo.gov/business/lpa/index.htm/>

SRTS Project Implementation Strategies

Awardees have numerous resources at their disposal to help with project implementation:

- The National Center Guide and case studies;
- Mr. Jeffrey Cremer, MoDOT SRTS Coordinator;
- The PedNet Coalition staff;
- Other Missouri SRTS programs and awardees;
- **America Walks.org** website & webinars; and
- **WalkingInfo.org** website & webinars.



SRTS Project Implementation Strategies

Agenda ideas for hosting an initial SRTS Project Implementation Meeting:

- Prepare a formal agenda;
- Invite your SRTS Team members (identify an alternate for the Project Champion);
- Review the project goals & objectives (it will have been a while since you submitted the project);
- Develop a Time & Task Analysis Table that summarizes required tasks with start/end dates and team member assignments;
- Check out the MoDOT SRTS implementation documents on the web site and download those that fit your project type; and
- Identify a fun, motivational encouragement activity that the SRTS Team can plan as a way to bond the Team and kick off the project process; e.g., International Walk to School Day.

SRTS Project Implementation Strategies



<http://www.walktoschool.org/>

Website makes IW2SD planning easy, as it has press release, resolution, proclamation & flyer templates; PLUS, planning checklists & a sign-up for the IW2SD newsletter listserv.

List your school & community on the website, post pictures & comments.

SRTS Project Implementation Strategies

International Walk to School Day:

- On ***Wednesday, October 1, 2014***, students, parents, teachers & community members will walk together to school around the world.
- A great way to kick off your SRTS project & integrate regular walk to school days into the school schedule – be it once a month or every other month.

SRTS Project Evaluation Strategies

SRTS Infrastructure &
Non-infrastructure projects might
consider:

- Regular completion of ***Student Travel Tally Sheets***;
- Submission of:
 - a Baseline Data report;
 - Quarterly Data Reports; and
 - a Project Close-Out Evaluation Report to both the National Center for Safe Routes to School (NCSRTS) & MoDOT.

SRTS Project Implementation Strategies



Please see:

- the SRTS National Center's Guide Education Resources page for the City of Portland's "***Kids on the Move***" and/or "***Smart Moves***" curricula; and
 - the Marin County Bicycle Coalition's Safety and Environmental Lesson Plans.